

MICTOR SB .8mm (Samtec QSE/QTE) 80 contact Splitter Assembly

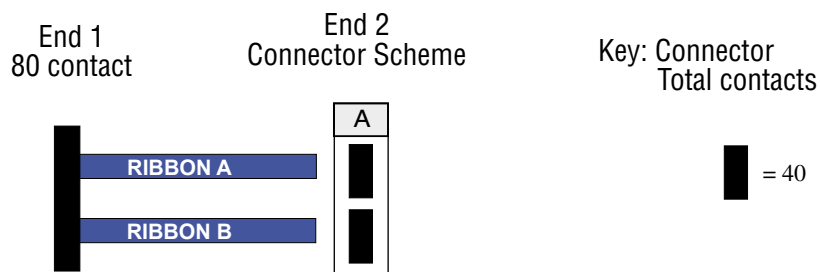
POLICY

Splitter assemblies are considered "custom," non-returnable items. Tyco Electronics does not take responsibility for any errors in configuration based on customer specifications entered on this form.

NOTE: Splitter assemblies are those with a single connector on End 1 and multiple connectors on End 2.

Step 1: The only End 2 connector scheme available is:

A



Step 2: Enter the length for each coax ribbon:

Ribbon A cm

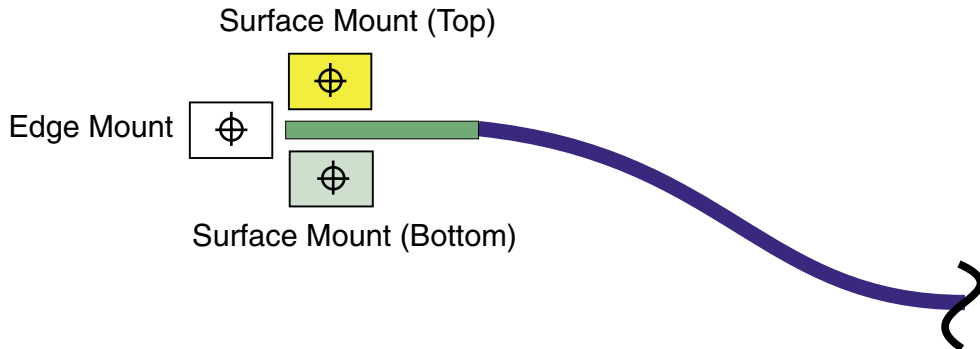
Ribbon B cm

NOTE: Each End 2 connector can have a different ribbon length.

NOTE: The overall length for each connector will be approximately 2-3 cm longer due to added length of connector and housing.

MICTOR SB .8mm (Samtec QSE/QTE) 80 contact Splitter Assembly

Step 3: For End 1, enter the orientation of the 80 contact connector based on the table below:



A	B	C	D
E	F	G	H
J	K	N	P

KEY

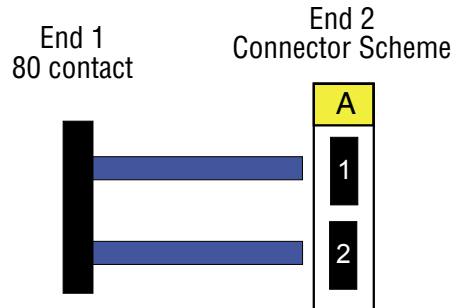
Plug Symbol

Receptacle Symbol

Note: small rectangle shows chamfer side (OPPOSITE row containing Pin 1)

MICTOR SB .8mm (Samtec QSE/QTE) 80 contact Splitter Assembly

Step 4: Using a column in the table below corresponding to the Connector Scheme chosen in Step 1, enter the letter corresponding to the correct connector orientation for each connector on End 2.



Connector Orientation End 2

Surface Mount (Top)

Edge Mount

Surface Mount (Bottom)

A	B	C	D
E	F	G	H
L	M	R	S

Note: All assemblies assume 1-1 mapping.

Orientation: Connector 1

Connector 2

Customer Approval: _____ Date: _____

Phone Number: _____ Company: _____

Fax completed form to: 1-503-328-7087

Attn: Tom Dersch 1-503-673-4593